

MIRRORSTONE

LIGHTING SPECIALIST

Easilight E27 6W Dual White LED Light Bulb

MS-EZI-FUT017

1. Features

Using the widely adopted 2.4GHz wireless technology, with the low power consumption, long signal transmission and strong anti-interference potential that implies, this E27 bulb is a popular choice for both hotel lighting and home lighting. It can produce white light in a range of colour temperatures.

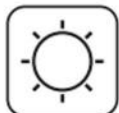
It also boasts an auto-transmitting and auto-synchronising function.



Colour temperature adjustable between 2700K and 6500K



Remote controllable from 30m



Dimmable



Smartphone app control (with 2.4 GHz gateway)



2.4G RF Wireless transmission technology



Third party voice control (with 2.4 GHz gateway)



Signal Transmitting

2. Signal Transmitting

One light can transmit the signals from your remote control to another light, as long as the second light is within 30m. This means you have a theoretically limitless range for your lights

Signal transmitting



Light



Distance 30m

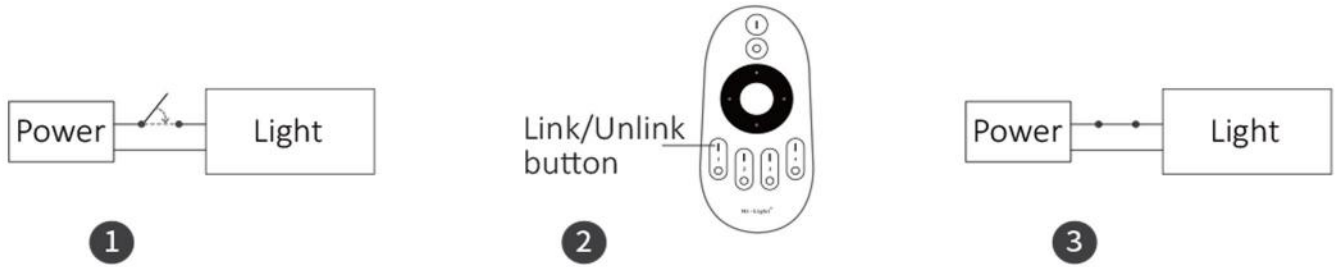


Light



3. Linking/Unlinking Instructions

Linking Instructions



Switch off the light, wait 10 seconds, then switch it on again.

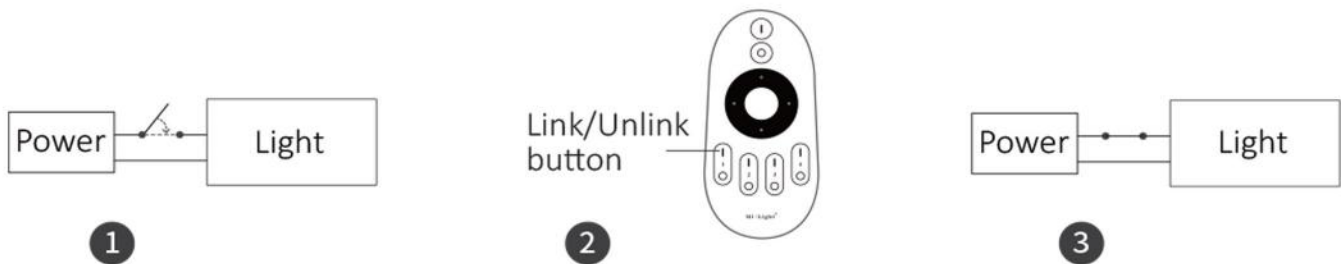
When the light is on, short press the ON button 3 times within 3 seconds.

The light should now blink 3 times slowly to indicate a successful linking.



If the light does not blink slowly, the linking has not been successful. Please switch off the light and follow the above steps again.

Unlinking Instructions



Switch off the light, wait 10 seconds, then switch it on again.

When the light is on, short press the ON button 5 times within 3 seconds.

The light should now blink 10 times quickly to indicate a successful unlinking.



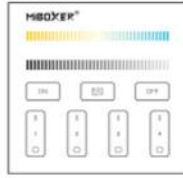
If the light doesn't blink quickly, then the unlinking has not been successful. Please try again.

Note: If a light hasn't been linked yet, you won't need to unlink it.

Compatible With The Following Remotes (Sold Separately)



MS-00T2



MS-00T2



MS-EZI-S1

4. QR Codes

If you want to learn how to pair your controller with a smartphone app, or with a third party voice control system, you can scan these QR codes to watch an instructional video.



Smartphone app control



Third party voice control

5. Attention

1. Please check whether the voltage of the power supply is in accordance with the light. Please also check the connection of the cathode and anode, or else you risk damage to the light.
2. Never connect wires with the power on.
3. Only turn on the power when the connection is correct and there is no risk of a short circuit.
4. Only professionals should dismantle this fitting directly.
5. Do not use this light in locations with a lot of metal or strong electromagnetic waves, as this will affect the remote distance.

MIRRORSTONE

LIGHTING SPECIALIST

sales@mirrorstone.co.uk
www.mirrorstonelighting.co.uk/
86 Scudamore Road Leicester, LE3 1UQ
+44 (0) 116 321 4121