

# **MIRRORSTONE**

LIGHTING SPECIALIST

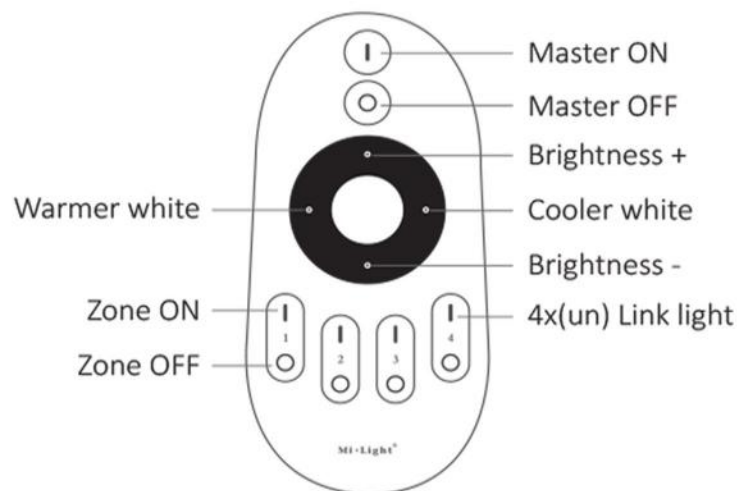
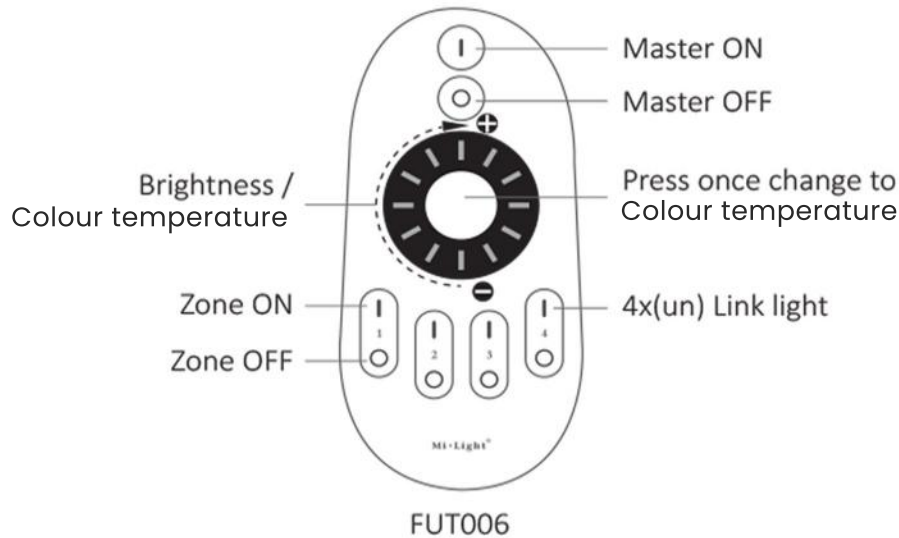
## **EasiLight Single/Dual Colour 4 Zone Remote**

MS-F007

# 1. Features

This remote will allow you to control selected EasiLight smart lights by altering their colour temperature and brightness levels. It does this through a 2.4GHz GFSK control method, which means it also offers low power consumption, long distance transmitting, strong anti-interference capacity and a fast communication rate.

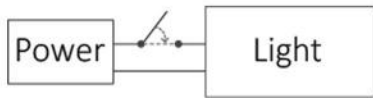
## 2. Product Diagram



- To dim all or change the colour temperature of all lights at once, press master ON.
- If you want to do this to individual lights press zone on.
- After you've selected the zone you want to adjust, make any adjustments you like using the stated options on the remote.
- To activate night light mode, press and hold the zone OFF button of the zone you'd like in night light mode.
- Press and hold master OFF to put all lights into night light mode.

# 3. Linking/Unlinking

## Linking Instructions



1

Switch off the light you want to link. Wait 10 seconds, then switch it on again.



2

Short press the "I" button for the zone you want to link the light to 3 times within 3 seconds.



3

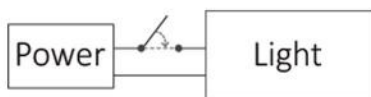
The lights will blink 3 times slowly, indicating your linking was successful.



If the light doesn't blink slowly, the linking has failed. Follow the above steps again.

**Note:** Lights that have linked can't link again.

## Unlinking Instructions



1

Switch off the light you want to link. Wait 10 seconds, then switch it on again.



2

Short press the "I" button for the zone you want to link the light to 5 times within 3 seconds.



3

The lights will blink 10 times quickly, indicating your unlinking was successful.

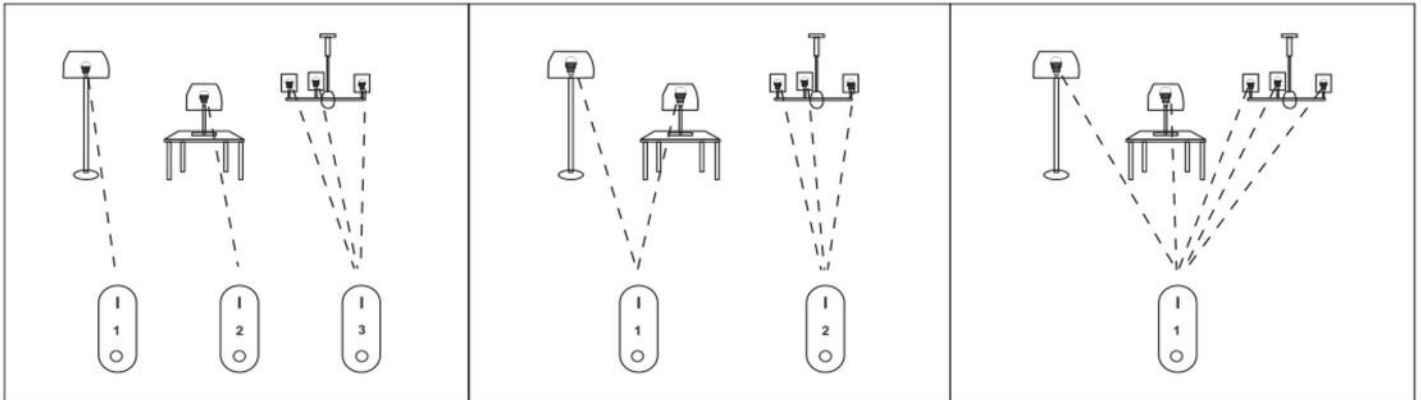


If the light doesn't blink quickly, the unlinking has failed. Follow the above steps again.

**Note:** Lights that haven't been linked don't need to be unlinked.

## 4. Grouping Several Lights

You could add an endless number of lights to one zone with this remote, simply by linking lights to multiple different zones. You can be as flexible and creative as you like in creating different combinations! Some examples are provided below:



**Note:** One remote can control an unlimited number of lights and controllers, but each lamp or controller can only be controlled by a maximum of four remotes.

Please check the battery installation of the remote after programming your lights.

## 5. Attention

1. This remote is only compatible with selected EasiLight products.
2. If the indicator lamp is blinking quickly, change the battery. Do not use poor quality batteries to avoid damage to the remote.
3. Do not use this remote in humid, high temperature, dusty and high voltage environments.
4. For indoor use only.
5. Do not use the remote in areas with lots of metal or strong electromagnetic waves. This will badly affect the distance it functions at.

# MIRRORSTONE

LIGHTING SPECIALIST

[sales@mirrorstone.co.uk](mailto:sales@mirrorstone.co.uk)  
[www.mirrorstonelighting.co.uk/](http://www.mirrorstonelighting.co.uk/)  
86 Scudamore Road Leicester, LE3 1UQ  
+44 (0) 116 321 4121