

MIRRORSTONE

LIGHTING SPECIALIST

EasiLight Dual Colour Zone Receiver

MS-F035

1. Features

This product features the widely used 2.4GHz wireless technology and all its associated benefits, including low power consumption, strong anti-interference potential and long signal transmissions.

Dual White LED Light



Adjustable colour temperature



Remote controllable from 30m



Dimmable



Smartphone control compatible
(with 2.4GHz gateway)

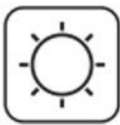


2.4G RF wireless transmission
technology



Third party voice control
compatible (with 2.4GHz gateway)

Single Colour LED Light



Dimmable



Remote controllable from 30m



2.4G RF wireless transmission
technology



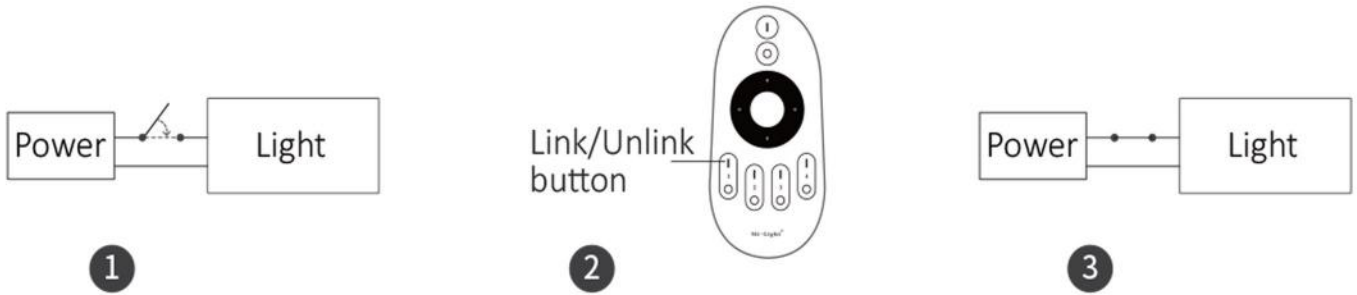
Smartphone control compatible
(with 2.4GHz gateway)



Third party voice control
compatible (with 2.4GHz gateway)

2. Linking/Unlinking Instructions

Linking Instructions



Switch off light, wait for 10 seconds, then switch the light on again.

Short press the 1 button 3 times in 3 seconds.

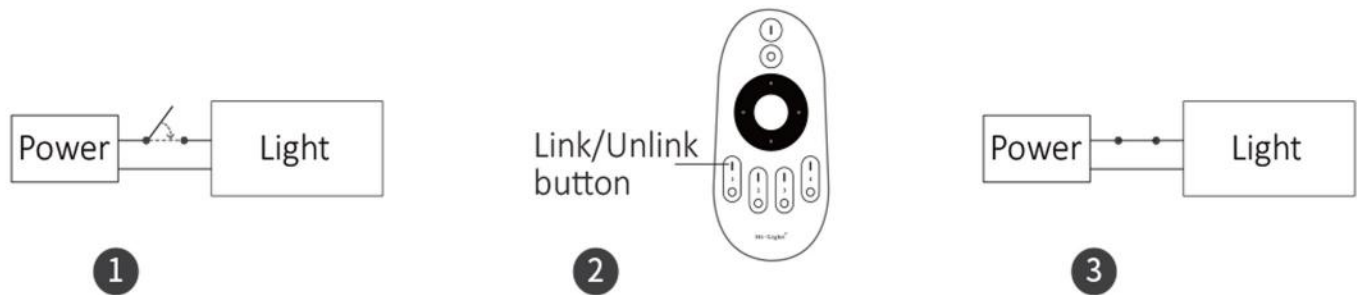
The lights will blink 3 times slowly to indicate the linking is complete.



If the light is not blinking slowly, then the linking has not been successful. Please follow the above steps again.

Please Note: Lights that have been linked cannot be linked again. You must unlink them from one remote before linking to a new one.

Unlinking Instructions



Switch off light, wait 10 seconds, then switch it on again.

Short press the 1 button 5 times within 3 seconds.

The lights will blink 10 times quickly, confirming the unlinking process is complete.



If the light does not blink quickly, the unlinking has failed. Please follow the above steps again.

Note: If your lights haven't been linked yet, they don't need to unlink.

3. Instructional Videos

Scan these two QR codes to watch instructional videos to learn how to pair your controller with a smartphone app, or with a third-party voice control system.



Smartphone App Control



Third Party Voice Control


4. Attention

1. Always check that the voltage of the power supply you use matches what the receiver requires. You should also check the connection of both the cathode and anode, otherwise your light will break.
2. Never connect wires when the power is on. Only turn the power on again when the right connection is in place and there is no risk of a short circuit. Only professional electricians should dismantle these fixtures.
3. Do not use this receiver in locations with strong electromagnetic waves nearby, as this will seriously affect the remote distance.
4. Do not place the receiver near areas with lots of metal, as this can also interfere with the remote signal.

Compatible With The Following Remotes (Sold Separately)



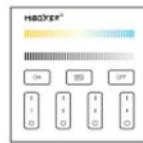
MS-F007



MS-00T1



MS-ZONEWPB8



MS-00T2



MS-ZONEWPB2



MS-EZI-FUT087



MS-EZI-S1

MIRRORSTONE

L I G H T I N G S P E C I A L I S T

sales@mirrorstone.co.uk
www.mirrorstonelighting.co.uk/
86 Scudamore Road Leicester, LE3 1UQ
+44 (0) 116 321 4121