

MIRRORSTONE

LIGHTING SPECIALIST

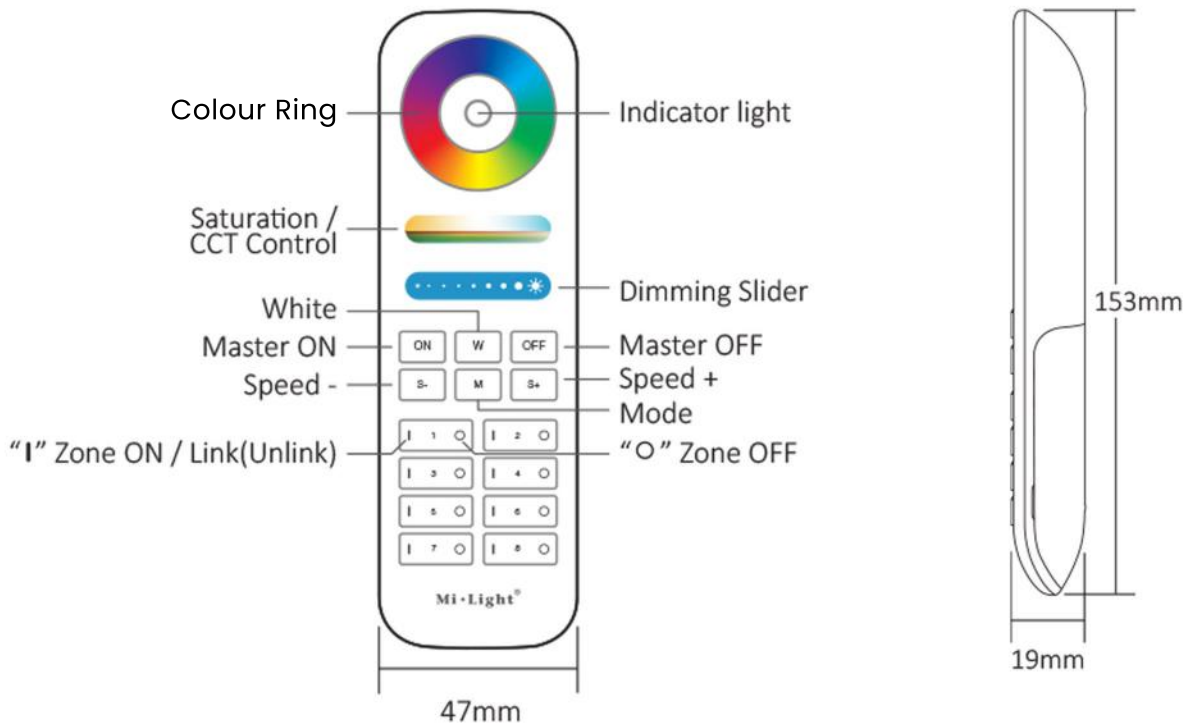
EasiLight 8 Zone RGB+CCT Remote Controller With Remote Holder

MS-F089

1. Features

Making use of the extremely popular and commonplace 2.4GHz frequency, with the improved power consumption, long distance transmissions, speed and strong anti interference capacity that implies, this remote enables you to control EasiLight smart lights by changing their colour, colour temperature, brightness and saturation.

2. Product Keys Diagram



Touch the colour ring to change colours.



Under white light mode, this slider will adjust the colour temperature. Under colour light mode, this will adjust the colour saturation.



This slider adjusts the brightness.

W

White light mode.

ON

Turn on the linked devices.

OFF

Turn off the linked devices.

M

Dynamic mode.

S-

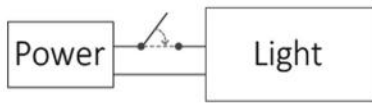
Accelerate dynamic mode.

S+

Slow dynamic mode.

3. Linking/Unlinking Instructions

Linking Instructions



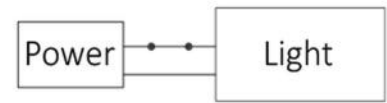
1

Switch off the light you want to link. Wait 10 seconds, then switch it on again.



2

Short press the "I" button for the zone you want to link the light to 3 times within 3 seconds.



3

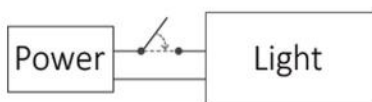
The lights will blink 3 times slowly, indicating your linking was successful.



If the light doesn't blink slowly, the linking has failed. Follow the above steps again.

Note: Lights that have linked can't link again.

Unlinking Instructions



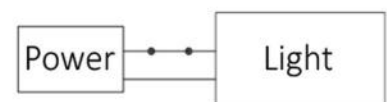
1

Switch off the light you want to link. Wait 10 seconds, then switch it on again.



2

Short press the "I" button for the zone you want to link the light to 5 times within 3 seconds.



3

The lights will blink 10 times quickly, indicating your unlinking was successful.

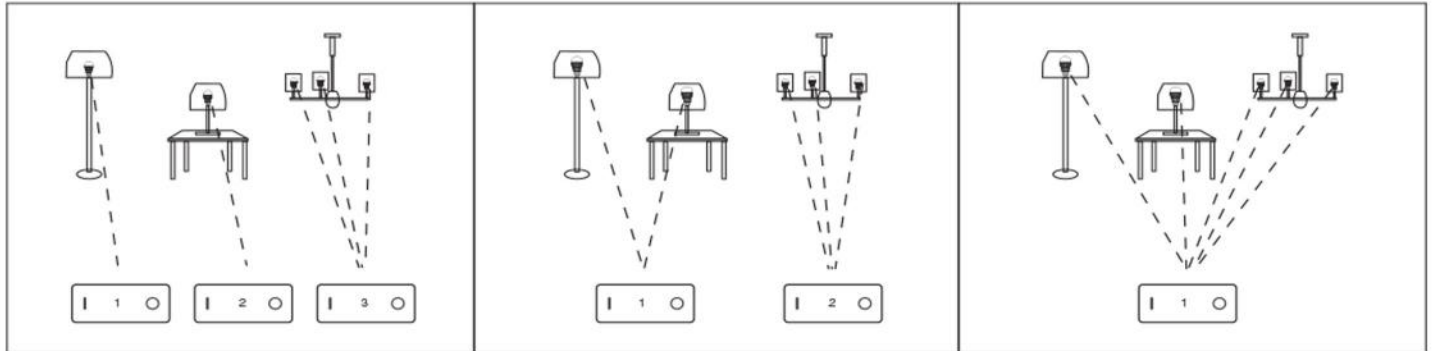


If the light doesn't blink quickly, the unlinking has failed. Follow the above steps again.

Note: Lights that haven't been linked don't need to be unlinked.

4. Grouping Several Lights

You could add an endless number of lights to one zone with this remote, simply by linking lights to multiple different zones. You can be as flexible and creative as you like in creating different combinations. Some examples are provided below:



Note: One remote can control an unlimited number of lights and controllers, but each lamp or controller can only be controlled by a maximum of four remotes.

Please check the battery installation of the remote after programming your lights.

5. Attention

1. This remote is only compatible with selected EasiLight products.
2. If the indicator lamp is blinking quickly, change the battery. Do not use poor quality batteries to avoid damage to the remote.
3. Do not use this remote in humid, high temperature, dusty and high voltage environments.
4. For indoor use only.
5. Do not use the remote in areas with lots of metal or strong electromagnetic waves. This will badly affect the distance it functions at.

MIRRORSTONE

LIGHTING SPECIALIST

sales@mirrorstone.co.uk
www.mirrorstonelighting.co.uk/
86 Scudamore Road Leicester, LE3 1UQ
+44 (0) 116 321 4121