

# **MIRRORSTONE**

LIGHTING SPECIALIST

## **EasiLight 4 Zone RGB+CCT Touch Crystal Remote**

MS-F092

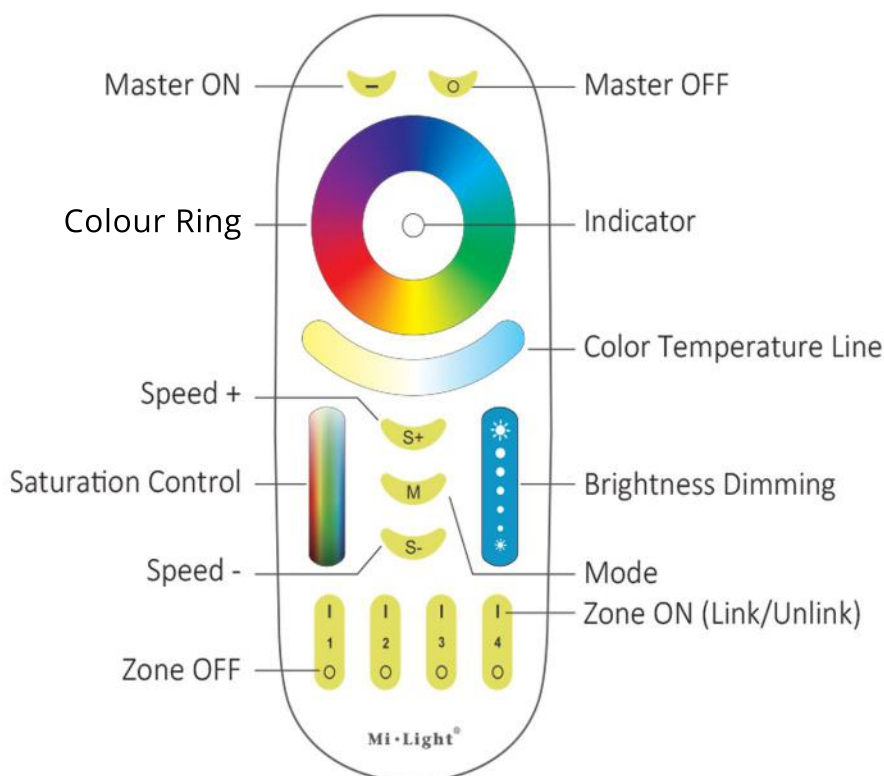
# 1. Features

This remote will allow you to control selected EasiLight smart lights in up to 4 distinct zones by altering their hue, colour temperature and brightness levels. It does this through a 2.4GHz GFSK control method, which means it also offers low power consumption, long distance transmitting, strong anti-interference capacity and a fast communication rate.

This remote also makes use of a high-precision IC touch screen that is both stable and sensitive.

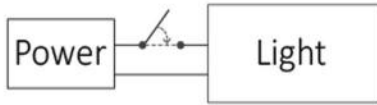
# 2. Product Diagram

1. Long press Master **OFF** or Zone **OFF** for night light mode
2. Touch the colour temperature line to switch to white light mode and adjust the colour temperature.
3. Touch the colour ring to change colours.
4. Press Speed + to accelerate the speed of dynamic mode continuously.
5. Press Speed - to lower the speed of dynamic mode.



# 3. Linking/Unlinking

## Linking Instructions



1

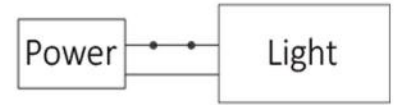
Switch off the light you want to link. Wait 10 seconds, then switch it on again.

Link / Unlink button



2

Short press the "I" button for the zone you want to link the light to 3 times within 3 seconds.



3

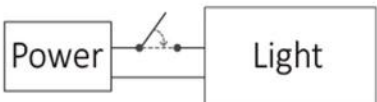
The lights will blink 3 times slowly, indicating your linking was successful.



If the light doesn't blink slowly, the linking has failed. Follow the above steps again.

**Note:** Lights that have linked can't link again.

## Unlinking Instructions



1

Switch off the light you want to link. Wait 10 seconds, then switch it on again.

Link / Unlink button



2

Short press the "I" button for the zone you want to link the light to 5 times within 3 seconds.



3

The lights will blink 10 times quickly, indicating your unlinking was successful.

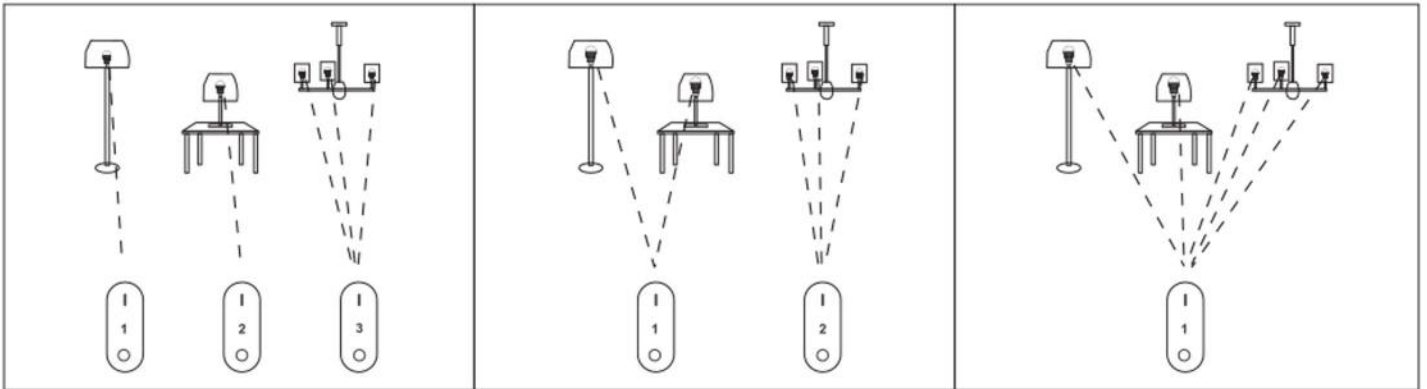


If the light doesn't blink quickly, the unlinking has failed. Follow the above steps again.

**Note:** Lights that haven't been linked don't need to be unlinked.

## 4. Grouping Several Lights

You could add an endless number of lights to one zone with this remote, simply by linking lights to multiple different zones. You can be as flexible and creative as you like in creating different combinations. Some examples are provided below:



**Note:** One remote can control an unlimited number of lights and controllers, but each lamp or controller can only be controlled by a maximum of four remotes.

Please check the battery installation of the remote after programming your lights.

## 5. Attention

1. This remote is only compatible with selected EasiLight products.
2. If the indicator lamp is blinking quickly, change the battery. Do not use poor quality batteries to avoid damage to the remote.
3. Do not use this remote in humid, high temperature, dusty and high voltage environments.
4. For indoor use only.
5. Do not use the remote in areas with lots of metal or strong electromagnetic waves. This will badly affect the distance it functions at.

# MIRRORSTONE

LIGHTING SPECIALIST

[sales@mirrorstone.co.uk](mailto:sales@mirrorstone.co.uk)  
[www.mirrorstonelighting.co.uk/](http://www.mirrorstonelighting.co.uk/)  
86 Scudamore Road Leicester, LE3 1UQ  
+44 (0) 116 321 4121